

# HOME

SERIES



Compact  
Vertical  
Line

# COMPACT VERTICAL LINE



## 50 $\Delta$ t

(75/65/20°C)

K1



K2



Height mm	Length mm	Stelrad UIN	Heat output		Stelrad UIN	Heat output	
			Watts	Btu/h		Watts	Btu/h
<b>300</b>	500	92301105h	235	802	92302205h	449	1532
	1000	92301110h	470	1604	92302210h	898	3064
	1500	92301115h	705	2405	92302215h	1347	4596
<b>450</b>	400	92451104h	272	928	92452204h	509	1737
	600	92451106h	409	1396	92452206h	764	2607
	700	92451107h	477	1628	92452207h	891	3040
	800	92451108h	545	1860	92452208h	1018	3473
	900	92451109h	613	2092	92452209h	1145	3909
	1000	92451110h	681	2324	92452210h	1273	4343
	1100	92451111h	749	2556	92452211h	1400	4779
	1200	92451112h	817	2788	92452212h	1528	5214
	1400	92451114h	953	3252	92452214h	1782	6080
	1600	92451116h	1090	3719	92452216h	2037	6950
	1800	92451118h	1226	4183	92452218h	2291	7817
	<b>600</b>	400	92601104h	348	1187	92602204h	640
600		92601106h	522	1781	92602206h	961	3279
700		92601107h	609	2078	92602207h	1121	3825
800		92601108h	696	2375	92602208h	1281	4371
900		92601109h	783	2672	92602209h	1441	4917
1000		92601110h	870	2968	92602210h	1601	5463
1100		92601111h	957	3265	92602211h	1761	6009
1200		92601112h	1044	3562	92602212h	1921	6554
1400		92601114h	1218	4156	92602214h	2241	7646
1600		92601116h	1392	4750	92602216h	2562	8742
1800		92601118h	1566	5343	92602218h	2882	9833
2000		92601120h	1740	5937	92602220h	3202	10925

$\Delta$ t50 is the UK's industry standard for heating outputs, which has an operating temperature of 75/65/20°C. If you have a low temperature heat source you may wish to consider  $\Delta$ t40 or  $\Delta$ t30 output (see your installer or system designer or download from [www.stelrad.com](http://www.stelrad.com)).

For EN442 data, technical and installation information please visit our website: [www.stelrad.com](http://www.stelrad.com) and search product downloads.

### CENTRE TAP TRV



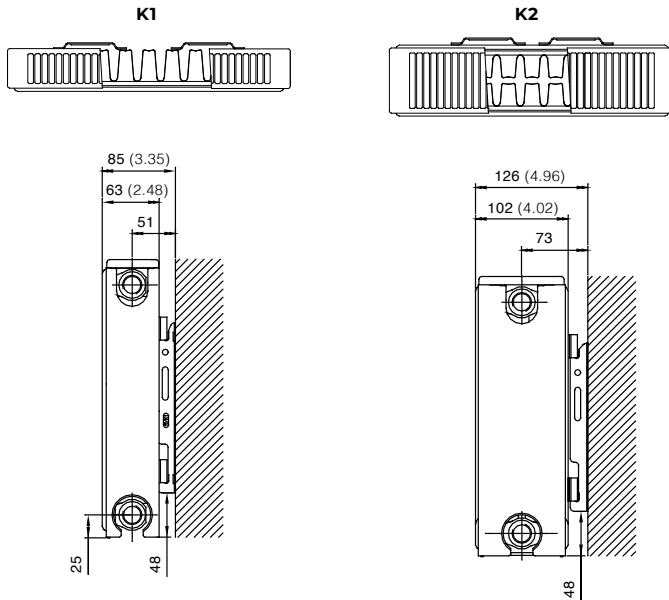
UIN	Elements
14531310	CENTRE TAP TRV STRAIGHT WHITE - 10MM
14531312	CENTRE TAP TRV STRAIGHT WHITE - 1/2IN
14531315	CENTRE TAP TRV STRAIGHT WHITE - 15MM
14531410	CENTRE TAP TRV STRAIGHT CHROME - 10MM
14531412	CENTRE TAP TRV STRAIGHT CHROME - 1/2IN
14531415	CENTRE TAP TRV STRAIGHT CHROME - 15MM
14531510	CENTRE TAP TRV ANGLED L WHITE - 10MM
14531512	CENTRE TAP TRV ANGLED L WHITE - 1/2IN
14531515	CENTRE TAP TRV ANGLED L WHITE - 15MM
14531610	CENTRE TAP TRV ANGLED L CHROME - 10MM
14531612	CENTRE TAP TRV ANGLED L CHROME - 1/2IN
14531615	CENTRE TAP TRV ANGLED L CHROME - 15MM

# COMPACT VERTICAL LINE



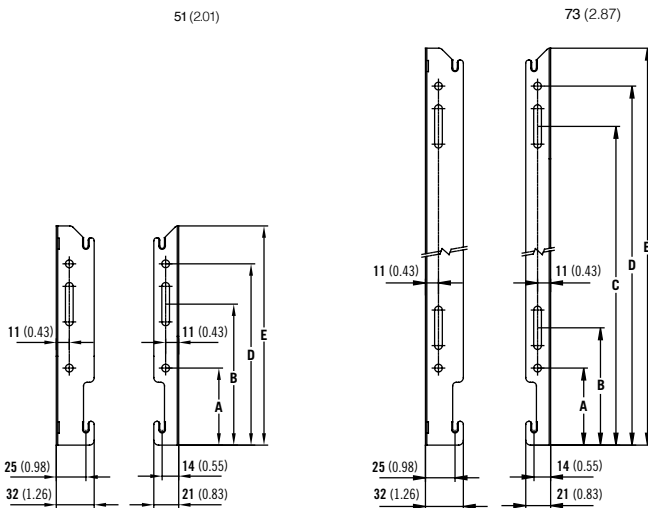
## WALL MOUNTING AND LUG INFORMATION

All dimensions in mm. Inches in brackets.



## MOUNTING BRACKETS

All dimensions in mm. Inches in brackets. Floor mounting brackets available.



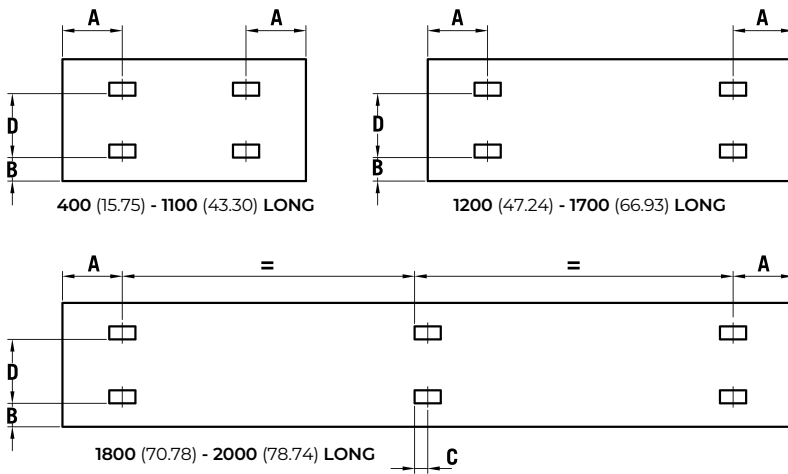
Dimensions	mm	inches	mm	inches	mm	inches
Height	300	11.81	450	17.72	600	23.62
A	65	2.56	65	2.56	65	2.56
B	119	4.69	99	3.90	99	3.90
C	-	-	269	10.59	419	16.50
D	153	6.02	303	11.93	453	17.83
E	185	7.28	335	13.19	485	19.09

# COMPACT VERTICAL LINE



## K1 & K2 LUG POSITIONS

All dimensions in mm. Inches in brackets.



### PANEL HEIGHT

### D

mm	in	mm	in
300	11.81	155	6.10
450	17.72	305	12.01
600	23.62	455	17.91
700	27.56	555	21.95

### K1

### K2

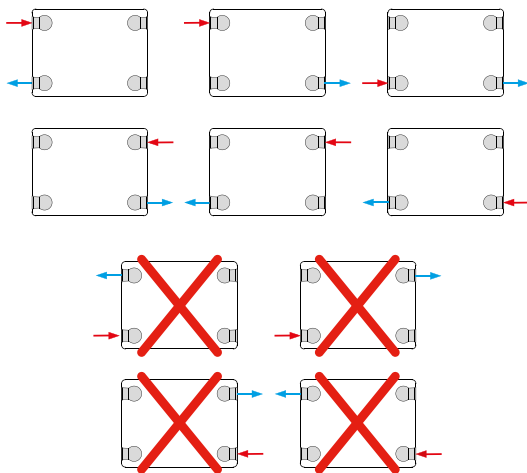
Dimensions	mm	in	mm	in
A 400mm	117	4.61	133	5.24
A 500 - 2000mm	150	5.91	133	5.24
B 400 - 2000mm	60	2.36	60	2.36
C 1800 - 2000mm	17	0.67	L/2	L/2

L/2 is the length divided by two.

## CONNECTIONS

Each radiator comes with 1/2" inlet connections as standard.

## PIPING OPTIONS



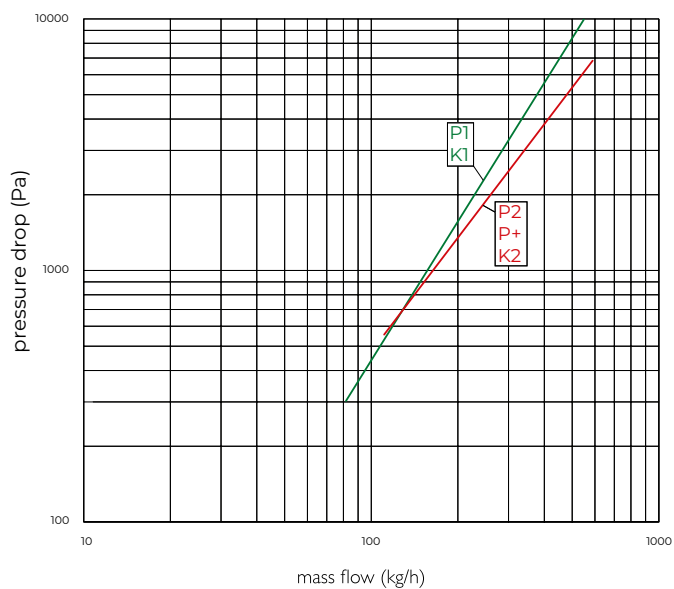
# COMPACT VERTICAL LINE



## EN 442 CERTIFICATION DATA - CETIAT TESTED IN ACCORDANCE WITH BS EN 442

Type	K1			K2		
	300	450	600	300	450	600
W/m at 75/65/20	470	681	870	898	1273	1601
n-coefficients	1.26	1.27	1.28	1.30	1.30	1.31
Weight (kg/m)	14.13	18.22	24.27	19.30	28.85	38.40
Water contents (l/m)	1.81	2.53	3.23	3.10	4.65	6.20
$K_M$	3.37	4.67	5.89	5.60	7.69	9.37

## PRESSURE DROPS



Type	Kv
P1 / K1	1.60
P2 / P+ / K2	1.85