

HOME

SERIES



Compact
Horizontal
Line

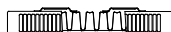
COMPACT HORIZONTAL LINE



50 Δ t

(75/65/20°C)

K1



K2



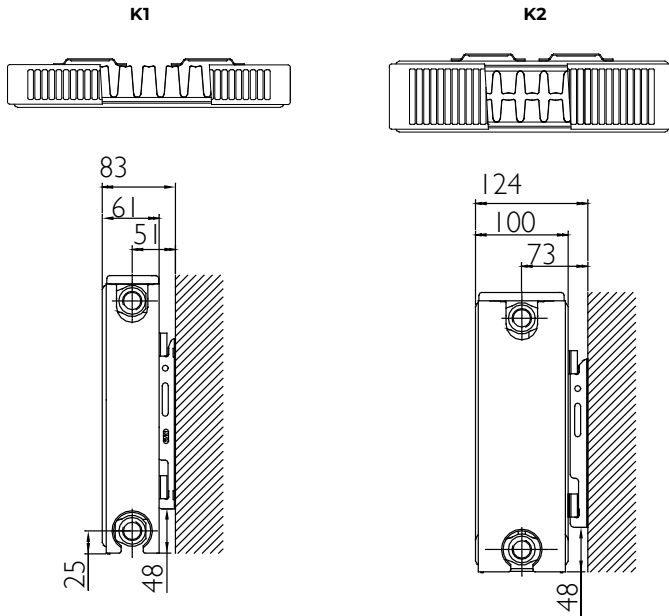
Height mm	Length mm	Stelrad UIN	Heat output		Stelrad UIN	Heat output	
			Watts	Btu/h		Watts	Btu/h
300	500	82301105h	235	802	82302205h	449	1532
	1000	82301110h	469	1601	82302210h	898	3064
	1500	82301115h	704	2401	82302215h	1347	4596
450	400	82451104h	272	928	82452204h	509	1737
	600	82451106h	409	1396	82452206h	764	2607
	700	82451107h	477	1628	82452207h	891	3040
	800	82451108h	545	1860	82452208h	1018	3474
	900	82451109h	613	2092	82452209h	1145	3909
	1000	82451110h	681	2324	82452210h	1273	4344
	1100	82451111h	749	2556	82452211h	1400	4779
	1200	82451112h	817	2788	82452212h	1528	5214
	1400	82451114h	953	3252	82452214h	1782	6080
	1600	82451116h	1090	3719	82452216h	2037	6951
	1800	82451118h	1226	4183	82452218h	2291	7817
600	400	82601104h	348	1188	82602204h	640	2184
	600	82601106h	522	1782	82602206h	961	3280
	700	82601107h	609	2078	82602207h	1,121	3825
	800	82601108h	696	2375	82602208h	1281	4372
	900	82601109h	783	2672	82602209h	1441	4917
	1000	82601110h	870	2969	82602210h	1601	5464
	1100	82601111h	957	3265	82602211h	1761	6009
	1200	82601112h	1044	3563	82602212h	1921	6556
	1400	82601114h	1218	4157	82602214h	2242	7649
	1600	82601116h	1392	4751	82602216h	2563	8744
	1800	82601118h	1566	5345	82602218h	2883	9836
2000	82601120h	1740	5939	82602220h	3203	10928	

Δ t50 is the UK's industry standard for heating outputs, which has an operating temperature of 75/65/20°C. If you have a low temperature heat source you may wish to consider Δ t40 or Δ t30 output (see your installer or system designer or download from www.stelrad.com).

For EN442 data, technical and installation information please visit our website: www.stelrad.com and search product downloads.

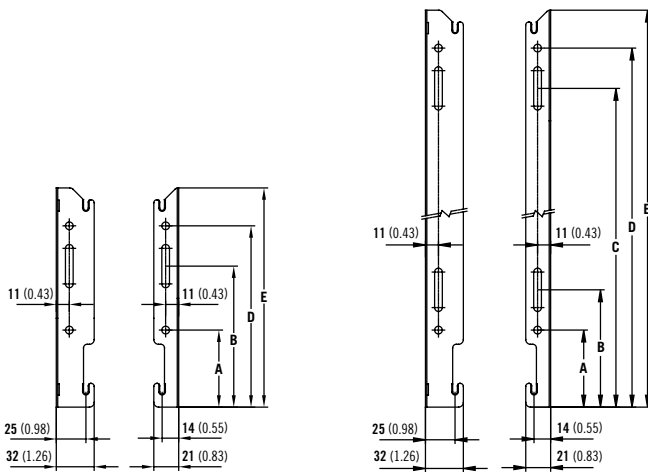
WALL MOUNTING AND LUG INFORMATION

All dimensions in mm. Inches in brackets.



MOUNTING BRACKETS

All dimensions in mm. Inches in brackets. Floor mounting brackets available.



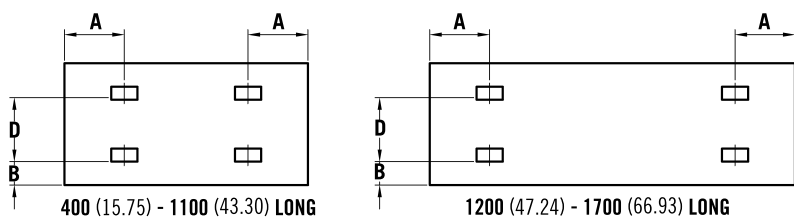
Dimensions	mm	inches
Height	600	23.62
A	65	2.56
B	99	3.90
C	419	16.50
D	453	17.83
E	485	19.09

COMPACT HORIZONTAL LINE



K1 & K2 LUG POSITIONS (New as of June 2016).

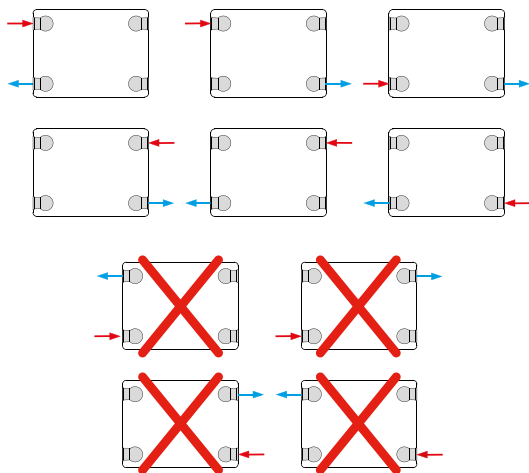
All dimensions in mm. Inches in brackets.



CONNECTIONS

Each radiator comes with 1/2" inlet connections as standard.

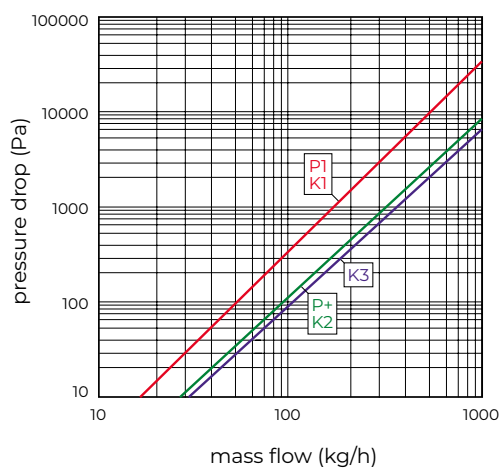
PIPING OPTIONS



EN 442 CERTIFICATION DATA - CETIAT TESTED IN ACCORDANCE WITH BS EN 442

Type	K1			K2		
	300	450	600	300	450	600
Height	300	450	600	300	450	600
W/m at 75/65/20	469	701	911	929	1296	1634
n-coefficients	1.30	1.29	1.28	1.30	1.31	1.32
Heated surface area (m ² /m)	2.09	3.37	4.66	3.51	5.62	7.74
Weight (kg/m)	11.88	18.26	24.65	19.60	29.80	40.00
Water contents (l/m)	1.89	2.49	3.25	3.70	5.05	6.60
Wall to tap centre (mm)	51	51	51	73	73	73

PRESSURE DROPS



Type	Kv
P1 / K1	1.67
P+ / K2	3.32
K3	3.65