

HOME

SERIES



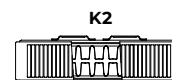
Compact
Flat

COMPACT FLAT



50 Δ t

(75/65/20°C)



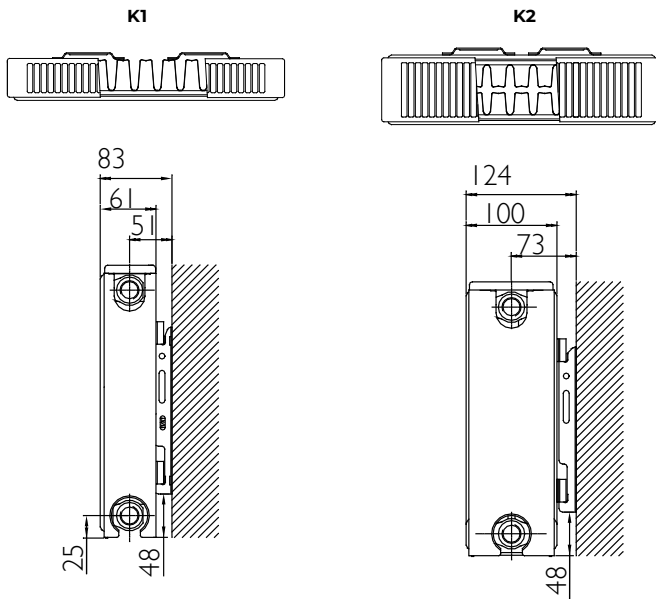
Height mm	Length mm	Stelrad UIN	Heat output		Stelrad UIN	Heat output	
			Watts	Btu/h		Watts	Btu/h
300	500	81301105h	235	802	81302205h	465	1587
	1000	81301110h	469	1601	81302210h	929	3171
	1500	81301115h	704	2401	81302215h	1394	4756
450	400	81451104h	280	955	81452204h	518	1767
	600	81451106h	421	1437	81452206h	778	2655
	800	81451108h	561	1914	81452208h	1037	3538
	1000	81451110h	701	2392	81452210h	1296	4422
	1200	81451112h	841	2870	81452212h	1555	5306
	1400	81451114h	981	3347	81452214h	1814	6190
	1600	81451116h	1122	3828	81452216h	2074	7077
	1800	81451118h	1262	4306	81452218h	2333	7961
600	400	81601104h	364	1242	81602204h	654	2231
	600	81601106h	547	1866	81602206h	980	3344
	800	81601108h	729	2487	81602208h	1307	4459
	1000	81601110h	911	3108	81602210h	1634	5575
	1200	81601112h	1093	3729	81602212h	1961	6691
	1400	81601114h	1275	4350	81602214h	2288	7807
	1600	81601116h	1458	4975	81602216h	2614	8919
	1800	81601118h	1640	5596	81602218h	2941	10035
	2000	81601120h	1822	6217	81602220h	3268	11150

Δ t50 is the UK's industry standard for heating outputs, which has an operating temperature of 75/65/20°C. If you have a low temperature heat source you may wish to consider Δ t40 or Δ t30 output (see your installer or system designer or download from www.stelrad.com).

For EN442 data, technical and installation information please visit our website: www.stelrad.com and search product downloads.

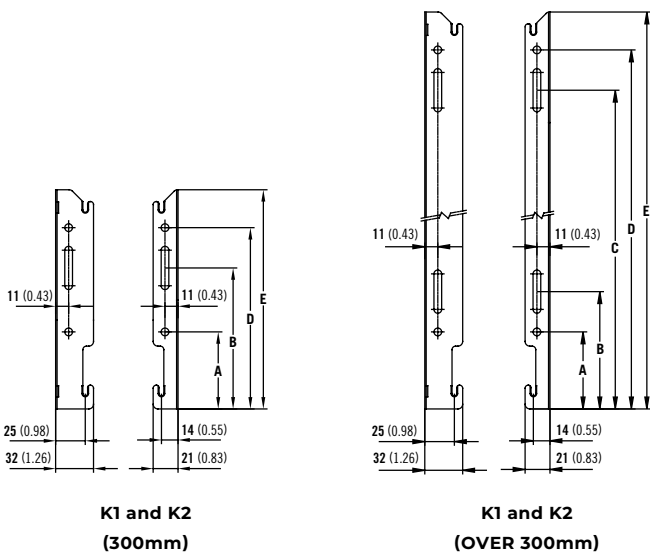
WALL MOUNTING AND LUG INFORMATION

All dimensions in mm. Inches in brackets.



MOUNTING BRACKETS

All dimensions in mm. Inches in brackets. Floor mounting brackets available.



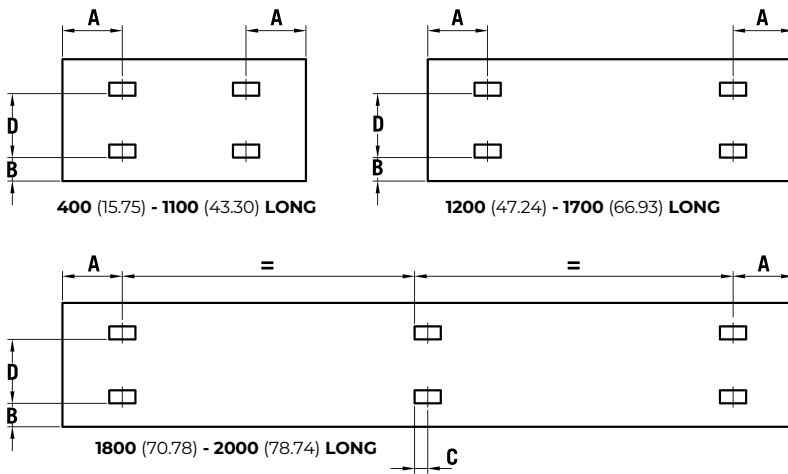
Dimensions	mm	inches	mm	inches	mm	inches
Height	300	11.81	450	17.72	600	23.62
A	65	2.56	65	2.56	65	2.56
B	119	4.69	99	3.90	99	3.90
C	-	-	269	10.59	419	16.50
D	153	6.02	303	11.93	453	17.83
E	185	7.28	335	13.19	485	19.09

COMPACT FLAT



K1 & K2 LUG POSITIONS (New as of June 2016).

All dimensions in mm. Inches in brackets.



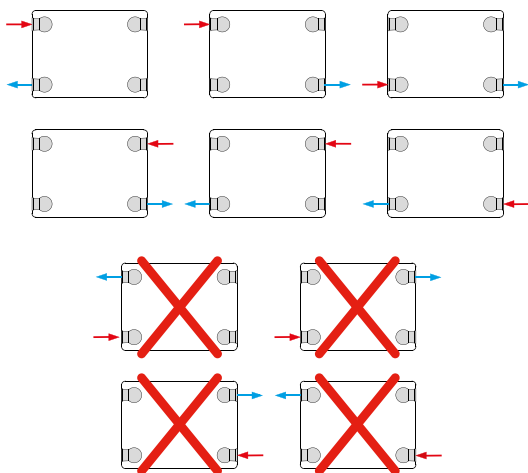
PANEL HEIGHT		D		K1		K2		
mm	in	mm	in	Dimensions	mm	in	mm	in
300	11.81	155	6.10	A 400mm	117	4.61	133	5.24
450	17.72	305	12.01	A 500 - 2000mm	150	5.91	133	5.24
600	23.62	455	17.91	B 400 - 2000mm	60	2.36	60	2.36
700	27.56	555	21.95	C 1800 - 2000mm	17	0.67	L/2	L/2

L/2 is the length divided by two.

CONNECTIONS

Each radiator comes with 1/2" inlet connections as standard.

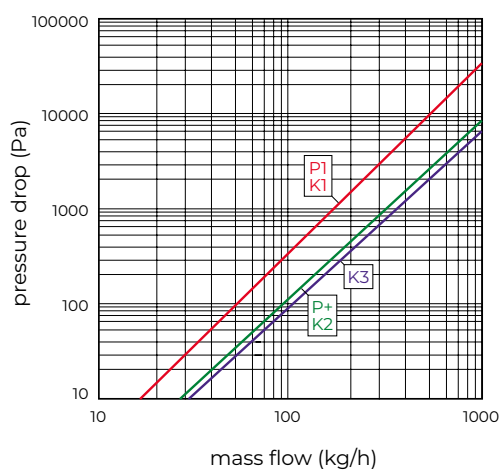
PIPING OPTIONS



EN 442 CERTIFICATION DATA - CETIAT TESTED IN ACCORDANCE WITH BS EN 442

Type	K1			K2		
	300	450	600	300	450	600
Height	300	450	600	300	450	600
W/m at 75/65/20	469	701	911	929	1296	1634
n-coefficients	1.30	1.29	1.28	1.30	1.31	1.32
Heated surface area (m ² /m)	2.09	3.37	4.66	3.51	5.62	7.74
Weight (kg/m)	11.88	18.26	24.65	19.60	29.80	40.00
Water contents (l/m)	1.89	2.49	3.25	3.70	5.05	6.60
Wall to tap centre (mm)	51	51	51	73	73	73

PRESSURE DROPS



Type	Kv
P1 / K1	1.67
P+ / K2	3.32
K3	3.65