

DESIGNER

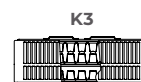
SERIES



COMPACT
WITH
STYLE K3

50Δt

(75/65/20°C)



Height mm	Length mm	Sections	Stelrad UIN	Watts	Heat output Btu/hr
300	1000	30	7433310	1287	4391
	2000	60	7433320	2574	8783
500	600	18	7453306	1187	4050
	700	21	7453307	1385	4726
	800	24	7453308	1583	5401
	900	27	7453309	1781	6077
	1000	30	7453310	1979	6753
	1100	33	7453311	2177	7428
	1200	36	7453312	2375	8104
	1400	42	7453314	2771	9455
	1600	48	7453316	3166	10803
	1800	54	7453318	3562	12154
	2000	60	7453320	3958	13505
2400	72	7453324	4750	16208	
600	400	12	7463304	912	3112
	500	15	7463305	1140	3890
	600	18	7463306	1368	4668
	700	21	7463307	1596	5446
	800	24	7463308	1824	6224
	900	27	7463309	2052	7002
	1000	30	7463310	2280	7779
	1100	33	7463311	2508	8558
	1200	36	7463312	2736	9336
	1400	42	7463314	3192	10892
	1600	48	7463316	3648	12447
	1800	54	7463318	4104	14003
	2000	60	7463320	4560	15559
	2400	72	7463324	5472	18671
700	500	15	7473305	1277	4357
	600	18	7473306	1532	5227
	700	21	7473307	1787	6098
	800	24	7473308	2042	6968
	900	27	7473309	2298	7841
	1000	30	7473310	2553	8711
	1100	33	7473311	2808	9581
	1200	36	7473312	3064	10455
	1400	42	7473314	3574	12195
	1600	48	7473316	4085	13939
	1800	54	7473318	4595	15679
	2000	60	7473320	5106	17422

Δt50 is the UK's industry standard for heating outputs, which has an operating temperature of 75/65/20°C. If you have a low temperature heat source you may wish to consider Δt40 or Δt30 output (see your installer or system designer or download from www.stelrad.com).

For EN442 data, technical and installation information please visit our website: www.stelrad.com and search product downloads.

Piping connections are the same as the Stelrad Compact.

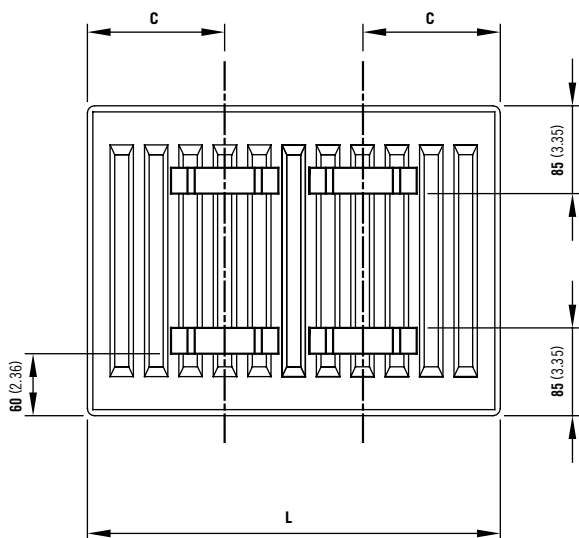
COMPACT WITH STYLE K3



WALL MOUNTING AND LUG INFORMATION

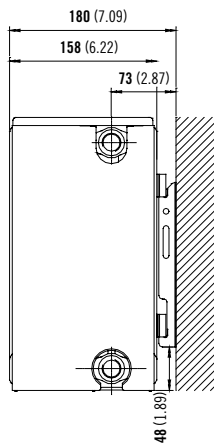
All dimensions in mm. Inches in brackets.

REAR ELEVATION

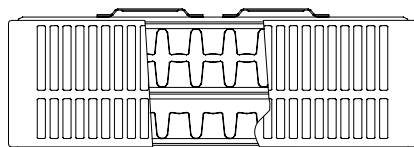


L	C
400 - 1100	133
1200 - 2400	133

SIDE ELEVATION



TOP ELEVATION



COMPACT WITH STYLE K3

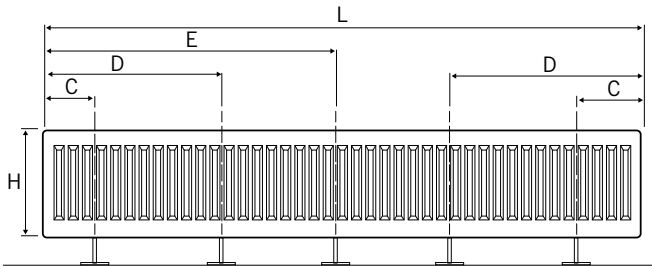
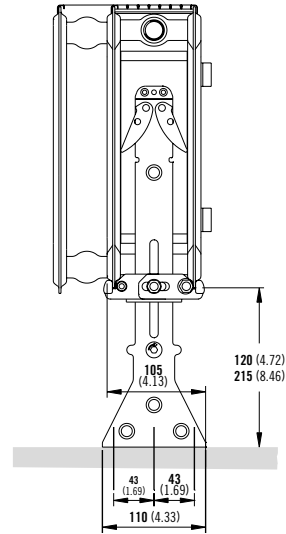


FLOORSTANDING BRACKETS

All dimensions in mm. Inches in brackets.



Floor brackets



	L	400	500 - 1100	1200	1400 - 1800	2000 - 3000
H	Number	2pc				3pc
300	C	117	150	250	250	250
500	E	-	-	-	-	L/2+17

	L	400	500 - 1100	1200	1400 - 1800	2000	2200	2400	2600	2800	3000
H	Number	2pc			3pc	4pc			5pc		
600	C	117	150	250	250	250			250		
700	D	-	-	-	-	750	817	850	750	817	850
	E	-	-	-	817	-	-	-	L/2+17		

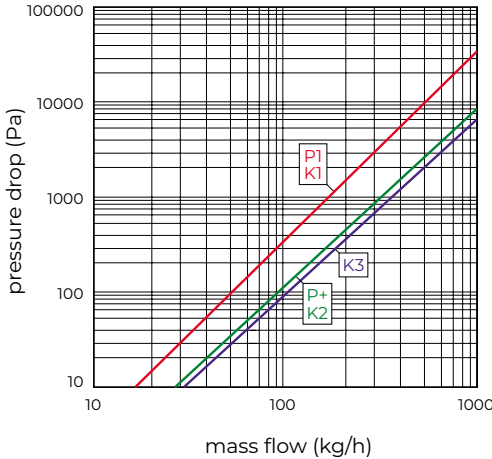
CONNECTIONS

Each radiator comes with 1/2" inlet connections as standard.

EN 442 CERTIFICATION DATA - CETIAT TESTED IN ACCORDANCE WITH BS EN 442

Type	K3			
Height	300	500	600	700
W/m at 75/65/20	1349	2056	2389	2712
n-coefficients	1.31	1.32	1.32	1.34
Heated surface area (m2/m)	5.26	9.49	11.61	13.72
Weight (kg/m)	25.20	43.40	52.50	60.77
Water contents (l/m)	5.40	8.33	9.80	11.37
Wall to tap centre (mm)	73	73	73	73

PRESSURE DROPS



Type	Kv
P1 / K1	1.67
P+ / K2	3.32
K3	3.65